



# AMERICA'S BOATING CLUB

New Bern

Cape Lookout Sail and Power Squadron  
January 2022 Volume 63, Issue 1 CLSPS Website: <http://www.clsps.org>

## Upcoming Events:

Monday, January 17  
**CLSPS Annual Dinner Meeting**  
The Chelsea Restaurant  
1730 Social Hour 1800 Dinner  
1900-Meeting

Saturday, January 22, 1300-1500  
**Planning Mtg & Ops Training**  
New Bern Craven County  
Library

Monday, February 7, 1900  
**ExComm Meeting**  
via Zoom

February 22-27  
**ABC/USPS 2022 Annual Meeting**  
Marriott Sawgrass,  
Ponte Vedra, FL.

Saturday, February 26, 1130  
**CLSPS Change of Watch**  
Chelsea Restaurant

## Christmas Holiday Party at Paula's Italian Restaurant Sunday, December 12



*Party Photos by the Editor*

## CAPE LOOKOUT SAIL and POWER SQUADRON BRIDGE

### *Commander*

Cdr Jane Moore, AP  
505 Mulligan Court  
New Bern, NC 28562  
252-637-5547  
[jane.moore@suddenlink.net](mailto:jane.moore@suddenlink.net)

### *Executive Officer* **OPEN**

*Educational Officer*  
Lt/C Lloyd A. Moore, JN  
505 Mulligan Court  
New Bern, NC 28562  
252-637-5547  
[loyd.moore@suddenlink.com](mailto:loyd.moore@suddenlink.com)

*Administrative Officer*  
Lt/C Elaine Lechner, AP  
2220 Caracara Drive  
New Bern, NC 28560  
678-464-7665  
[elechner@bellsouth.net](mailto:elechner@bellsouth.net)

*Secretary*  
Lt/C Linda Whitley  
4606 Helen Ln  
New Bern, NC 28560  
252 631-4083  
[lindacsw52@hotmail.com](mailto:lindacsw52@hotmail.com)

*...Treasurer*  
Lt/C Raymond Whitley, AP  
4606 Helen Ln  
New Bern, NC 28560  
252 631-4083  
[rawhitley2@gmail.com](mailto:rawhitley2@gmail.com)

**Commander**

**Cdr Jane Moore, AP**



On Monday, Jan. 17 at 5:30 pm, we will gather at The Chelsea, with dinner at 6:00 pm and 7:00 pm for our meeting. Our officers will give brief annual reports and the Nominating Committee Chair Wayne Fretwell will present our proposed slate of Bridge officers, Executive Committee and elected committee chairs for 2022-2023.

Our current membership is 49 members and we thank each member for their continued support of our squadron. On Saturday, Jan. 22, at 1:00 pm, at the NB Craven County Library conference room, we will have a training/planning meeting for the coming year. All are invited to attend.

It has been my privilege to work with the current Bridge officers and Executive Committee members for the past few years. Thank you for your continued support. Lt/C Lloyd Moore, Lt/C Elaine Lechner, 1/Lt Lydia Ash, Lt/C Ray Whitely, Lt/C Linda Whitley, 1/Lt Marty Warner, P/C Bob Burget, P/C John Kwak, P/C June Reasons and 1/Lt Marty Warner, and P/C Owen Smith.

Our Vessel Safety Chair, Lt Owen Smith, and his team of Vessel examiners, Jim Dugan, Dick Ewan, John Kwak, Lloyd Moore, and Rob Thompson, were able to successfully complete over 400 vessel exams.

Great job to our Nominating Committee, Wayne Fretwell, Bud Ellis and Bill Gewain. Here is the proposed slate of officers for 2022-2023. Election will be during our Annual meeting on Jan. 17, 2022 at 7:00 pm at The Chelsea.

This year, the ABC/USPS 2022 Annual Meeting will be held in Ponte Vedra (Jacksonville), FL at the Marriott Resort Sawgrass, events and seminars beginning Feb. 22 through Feb. 27. The schedule is posted on USPS member website. Please check it out, early reservation prices until Jan. 15. P/C Diana Thompson and P/C Rob Thompson will be delegates for our squadron.

**The Outlook and other great information are available at the CLSPS website:**  
<http://www.clsps.org>

Proroposed Slate: CLSPS Bridge Officers, Executive Committee and Elected Committee Chairs 2022-2023

Commander	Edward L. Gagnon
Exec Officer	John Kwak
Educational Officer	Glover (Bud) Ellis, Jr.
Asst. Education Officer	Open
Administrative Officer	Lydia Ash
Asst. Admin Officer	Elaine Lechner and Linda Whitley
Treasurer	Raymond Whitley
Secretary	Juli Voelker
Asst. Secretary	Roger Martin Warner

**Executive Committee**

Immediate Past commander Jane Moore

Robert Burget

June Reasons

Owen Smith

Roger Martin Warner

Audit Committee Lloyd Moore

Rules Committee Lloyd Moore

Nominating Committee Jane Moore

The Nominating Committee were also successful in filling in several committee chair members:

Aide to the Commander	Leslie Gagnon
Cruise Chair	William Gewain
Membership Chair	William Gewain
Merit Mark Chair	June Reasons
Newsletter and Website Chair	Roger Martin Warner
Vessel Safety Check Chair	Owen Smith

The Change of Watch is scheduled for Saturday, 26 February at 11:30 am with a luncheon at The Chelsea. D/Lt/C Mark Fairman, Commander of Goldsboro Squadron, will conduct the COW. More information about entrée selection will be in the next newsletter.

**Education Officer**

**Lt/C Lloyd Moore, JN**



The Covid restrictions against indoor meetings have prevented us from scheduling education classes for a long time. Just when we thought things were looking up, the latest surge has forced us to continue.

There are many online classes students can access in the comfort and safety of their homes.

Here is a list of **Online Classes** available:

Boat Handling. This is the updated version of what used to be called Seamanship.

Cruising and Cruise Planning

Weather Course

**Seminars:**

Modern Weather Forecasting

Using Nautical Charts

How to use GPS

All About Marine Radio

Weather for Boaters

AIS Electronics for Boaters

Planning Your Boating Cruise

Cruising Boats and Systems

Boating on Rivers, Locks and Lakes

Propane Systems on Your Boat

Hurricane Preparation for Boaters

The course descriptions and charges for these classes can be found on the USPS Education Department web pages. Go to [AmericasBoatingClub.org](https://AmericasBoatingClub.org) to get started.

Contact me if you are interested in furthering your boating education.

**Administrative  
Officer**

**Lt/C Elaine Lechner, AP**



**Chairman, Vessel  
Safety Program**  
**P/C Owen Smith, AP**



I hope this Outlook finds you well and recovered from your holidays. Our holiday party was at Paula's and we had 21 in attendance. There are several items on the schedule I would like to inform you off. First is the dinner meeting, which is the annual meeting where we elect the next year's officers. It is on January 17<sup>th</sup> at the Chelsea. The dinner menu is listed below in the Outlook. I hope you can join us. Please call 678-464-7665, email [elechner@bellsouth.net](mailto:elechner@bellsouth.net) or send a check for \$25pp to Elaine Lechner, 2220 Caracara Drive, New Bern, NC 28560. Please try to let me know by Thursday January 13<sup>th</sup> if possible.

The next thing I would like to inform you of is the Change of Watch on Feb 26<sup>th</sup> at 11:30 at the Chelsea. It will be a plated lunch and I will get you the menu choices after the annual dinner meeting. It too, will be \$25pp.

Next is a play by the Rivertowne Players at the Masonic Theater at 514 Hancock St in New Bern. The play will be "The Wedding Singer". This is a play about a nice guy who is a wedding singer. He is left at the alter by his own fiancé. He meets a young woman who enlists his help to plan her wedding and falls in love with her. It is a comedy. We will go the March 6<sup>th</sup> showing at 3:00 pm. The Sunday matinee seems to work well. I have contacted the theater to see if the tickets are the same price which was \$20.50pp. The tickets are not yet on sale, so I will have to get back with you when I know more. We will choose a restaurant for lunch before the play. I am thinking Annabelle's in the Twin Rivers mall on MLK Drive but am open for other suggestions.



The new stickers for Vessel Safety Checks are not in yet, so it will be a little while before our Examiners can begin VSEs for this year. It is always a good idea to have your vessel checked to make sure your vessel has all of the safety requirements met for the season before you are asked by the USCG or the NC Wildlife Resources folks. Even the most attentive skipper can inadvertently miss something when you do your own safety check prior to the boating season. Speaking from experience.

Our certified VSEs are more than happy to do a voluntary, no cost, safety check for you at your marina, the launch ramp, or even in your driveway if your boat is on a trailer. Plus, it helps out the squadron in reporting our VSE activities to National.

At any rate, I hope everyone has a safe boating season in 2022.



## 2021 Merit Mark Recipients

Thank you & congratulations to those members who made our Squadron a success last year. Those who achieved a merit mark for 2021 are:

Lydia Ash  
William J. Ash  
Robert Burget  
James Dugan  
Glover Ellis  
Richard Ewan  
Wayne Fretwell  
Edward Gagnon  
John Kwak  
Leslie Lambrecht  
Elaine Lechner  
Jane Moore  
Lloyd Moore  
June Reasons  
Owen Smith  
Jim Starr  
Robert Thompson  
Marty Warner  
Linda Whitley  
Raymond Whitley

## 2021 CLSPS Booster Club

Only a small portion (about \$17) of our dues to USPS is returned to the Cape Lookout Squadron. Money collected from our members helps defray the cost of our Dinner Meeting speakers and other incidentals (cards & flowers). We need help keeping our books in the Black. Please contribute to the Booster Club. Any amount is helpful, but \$10 per person is a suggested amount.

### 2022 Booster Club

Start the New Year with a  
contribution to the  
Booster Club

Happy Birthday  
to the  
Following Members



## January

Doyle, G. Mark — 1 January  
Ellis Jr, Glover L. — 1 January  
Martin, Carol J. — 1 January  
Otero-Dugan, Teresita — 1 January  
Lind Eric — 5 January  
Long, Bonnie Lou — 9 January  
Gewain, William J. — 11 January  
Morton, Deborah Ann — 18 January  
Ash, Lydia A. — 19 January  
Warner II, Roger Martin — 19 January  
Kwak, John C. — 24 January



[www.marinercanvas.com](http://www.marinercanvas.com)

867 Broad Creek Road • New Bern, NC 28560

Shop 252-633-6982 • Cell 252-349-7064

PAMELA LEAHY

BOB LEAHY

FABRICATION EXCELLENCE AWARDS • IFAI Industrial Fabrics Assn. Int. • MFA Marine Fabrication Association  
YCCPA Virginia Carolinas Canvas Products Assn. • Tri-Vantage Award of Excellence

P/C William J. Ash,  
SN, H



## **TIME, JUST THINK ABOUT IT ! P/C WILLIAM J. ASH SN, H, EMERITUS**

Time, as defined by the Merriam-Webster dictionary, is a 'period during which something exists or continues or can be accomplished.' Also, it is a 'point at which something happens.' Those are not difficult to understand. Eastern Standard Time and Daylight Savings Time mean something a bit more specific but understood by most. Understanding UTC or Universal Time Coordinated requires a familiarity of time zones and how to determine the time at Greenwich, England where the 0° or Prime Meridian is located. Meridians are represented by lines extending from the South Pole to the North Pole. River Bend and Trent Woods are on different meridians. In fact, within each are countless meridians. You'll understand when you study navigation. And remember, understanding time is essential for understanding navigation.

Due to the curvature of the meridians towards the North and South Poles the distances between them decrease as a function of distance from the equator. And how many time zones are between your

position, anywhere, and the time zone in which Greenwich, England is located? Now, within each time zone (each zone is 15° in width) is a central meridian 15° from the neighboring central meridians of their respective time zones. Had enough? I understand, but it becomes more fun the more you know. Now, let me throw out to you this bit of information, nothing to do with navigation, just about time. I hope I keep all my friends after this one. It's a laugh and most members of USPS probably never gave it a thought.

You are certainly familiar with the concept of past, present and the future. No? Yes? Let's start with the future. Think of this past year's holiday season. Ah, it was only two months before Christmas, so I have loads of time to do the Christmas shopping. Whoops, Halloween zips by and now it's November. My birthday slips by and Election Day is here. All this is in the future. Oh, my goodness, there goes Thanksgiving and 'zot-poof' it's now December and I have done absolutely no Christmas shopping. It's Christmas Eve and the future has become the present. Wham, just like that. But wait! Time has kept moving; it has not stopped. So, now what?

Picture yourself standing by the Christmas tree, with your Timex timepiece and watching the minutes speeding by and then, the chime rings on your German made wall-clock. The time has sped

forward to leave the future. The future is gone and now it's the present, but in reality the future has given way to the past, there is no present. Think about it! As soon as the future, of what we were observing, what we were waiting for, exits from the scene; what we were waiting for enters into the past. Time does not stop at the present. I suggest you take time off and think about what I've just written. There is no present. The future just slides into the past. Sorry.

Over the past twenty-five years, after passing the Navigation course and becoming an SN in USPS, the subject of time has caused me to pause and think seriously about just what it is. And after you have paused many times thinking of time, try this!

Look at your wall clock or wrist watch and answer this question! What time is it at the North Pole? Right now! For those of you preferring the South Pole, what time is it? Right now! Interesting, isn't it? Yup, what time is it? You can do it, I know you can.





## June's Jokes

P/C June Reasons, P



High sodium, High cholesterol, Lots of toxins---Your blood test is remarkably similar to a potato chip.

BREAKING NEWS----Man shot 200 times with an upholstery gun! Surgeons revealed he is now "fully recovered".

Never leave home without a kiss, a hug and a "I Love You"! Then remove the dog hair from your mouth as you walk to the car.

In case of fire, exit the building before tweeting about it.

Laughter is the best medicine, Or wine. It might be wine!

So you've been eating hot dogs & McChicken all your life, but don't want the vaccine because "you don't know what's in it"?

It took "Click It or Ticket" to get people to wear a seat belt. I wonder if "Mask it or Casket" might work?

Lying about age is easier now that I have trouble remembering it.

Getting older is just one body part after another saying, "Ha, Ha-you think that's bad? Watch this!!!!!"

Is it really necessary for the first square of toilet paper to be glued down?

If I waited until I had all my ducks in a row, I'd never get across the street! Sometimes, you just have to gather up what you've got & make a run for it.



**Cape Lookout Sail and Power Squadron  
Annual Dinner Meeting  
Monday, January 17, 2022**

The Chelsea, 335 Middle Street, New Bern, NC  
1730 Social Hour 1800 Dinner 1900 Meeting

Mixed Green Salad with House Vinaigrette  
Dinner Rolls with Butter  
Iced Tea, Coffee, and Water

**Chicken Bruschetta, Rice Pilaf and Sauteed Green Beans**

**Shrimp and Grits**

**Pork Tenderloin with Apricot Rosemary Demi-Glace, Garlic Smashed Potatoes and Sauteed Green Beans**

**Chocolate Tuxedo Cake**

Name: \_\_\_\_\_ Dinner Choice: \_\_\_\_\_  
Name: \_\_\_\_\_ Dinner Choice: \_\_\_\_\_

Number attending \_\_\_\_\_ x \$25.00 each = Amount enclosed \$ \_\_\_\_\_

*The Chelsea requests the head count and entrée selection by Thursday, January 13, so please send your entrée choice and check, made payable to CLSPS, to Elaine Lechner, 2220 Caracara Drive, New Bern, NC 28560. You can call Elaine at 678-464-7665 or email her at [elechner@bellsouth.net](mailto:elechner@bellsouth.net). Please be sure to wear a face mask.*



## Modern Square Sails

**Text and Photos by Marty Warner**

Square rigged sailing ships have been around for a very long time. Setting and dousing square sails takes a lot of people, and it's a bit dangerous. In fact it's so dangerous that for modern cruise sailing ships it is not allowed to have your crew aloft at night. So that means either you take down the square sails at sunset or you leave them up betting the the wind won't change much. Training ships such as the Coast Guard Sailing Ship *Eagle* don't have to abide by these rules.

On the *Star Flyer* they use a roller furling-type rig to bring in or let out their square sails. The yards are hollow aluminum tubes with a bar inside to roll the sails up. At each end of the yard is a hydraulic motor that turns the bar. The bar has a slot in it where the sail is attached. As the bar is turned, the sail rolls up around the bar—very similar to an old style sun shade on your window at home.

It takes 3 men to set or douse the sail. The Officer On Deck (OOD) operates a controller that runs the hydraulic motor to either roll out, or bring in the sail. To set the sail he pushes the button to roll out the sail. Two Able Seamen (AB) are on deck on either side of the mast. They each have a big electric winch that they use to keep tension on the sail as it is rolled out. When the OOD calls, "Make Fast", he


takes his finger off the button, and the ABs trim the sail to the OOD's satisfaction.

The square sail is made up of two parts: the bonnet and the sail itself. The bonnet is a long strip of sailcloth about a foot wide and as long as the yard. The top edge of the bonnet has a bolt rope sewn in the edge, and that bolt rope goes in a slot in the bar—just like the foot of a mainsail goes in the boom. The other long edge of the Bonnet has cringles or eyes sewn in, and each one is numbered. The sail itself has cringles along the head (top edge) of the sail and they are numbered to match with the numbers on the Bonnet.

Normally the Bonnet stays attached to the bar and if the sail needs to be dropped, it is untied from the Bonnet and dropped to the deck for sail repairs. In our case both the sail and the bonnet were damaged a

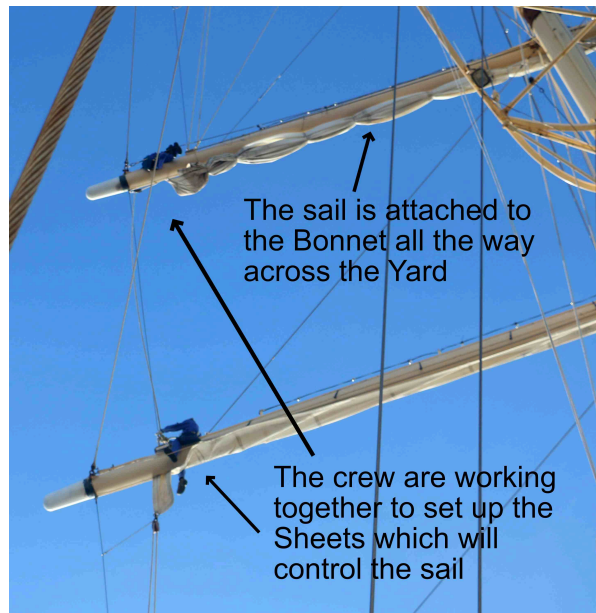

few days before we started our cruise. Both were repaired while we were underway, and with a few days to go before the end of our crossing we got to watch as the rigger, Marvin, and his #2 man put the bonnet and the sail back on while we were underway.

In the morning the bonnet was put on. Marvin had the bonnet all rolled up and he went aloft and out on the



starboard side of the yard and started feeding the bonnet into the bar. His #2 had a small rope attached to the end of the Bonnet and he pulled the Bonnet across the yard as Marvin fed it into the bar.

In the afternoon the sail was folded—accordion style—on the deck. Then small lines (stops) were tied around the sail so that it made a long sausage. The sail was dragged out to the foredeck where a line from aloft was tied to the middle of the “sausage”, now we have a “U”. Then the sail is raised above the yard where the sail will be tied to the bonnet. The crew work from the middle and start using a long line to “tie” the sail to the bonnet—matching the numbers on the cringles



Once the sail is attached to the bonnet, the crew works together to add the sheets from the corner of the sail to the yard below and then on down to the deck where it will be controlled.

The stops are removed, and the sail falls down controlled only by the sheets.

This job took over 3 hours to complete. I talked to Marvin afterwards. The harness they wear has no seat, it's three straps: one around the waist and one around each thigh. For that long time it was like a tourniquet around their legs, and they had to stop occasionally to get the circulation back in their legs.



## Ships Store Inventory

**Knit Shirts:** Ladies and men's short sleeve knit shirts - \$15. White and navy.  
Sizes: Ladies: S, M, L Men's: M, XL

**Ladies Long Sleeve Denim Shirts:**  
\$12.50, Available sizes M and L

**Squadron Burgee** sells for \$25.00.



**Pennant magnets** are priced at \$5. They can be placed on your vehicle or refrigerator.

**Brushed Velcro Hat - white CLSPS logo, \$10.00**  
**Cotton Visor - White and Navy CLSPS logo USPS D27 \$10.**

**Fleece Vest with CLSPS logo, 50<sup>th</sup> Anniversary:** We have navy.  
Sizes: S, L \$18.

**Reflector Safety Vest — ABC Geodetic Marker Recover Team, Size L, \$30.00**

The inventory on hand has Cape Lookout Sail & Power Squadron logo and United States Power Squadron logo, with CLSPS and our burgee. We have a catalog from a Bender Apparel, please contact Cdr Moore for details.

The USPS National Ship's Store has new items with America's Boating Club® logo available. Check out their website: <http://store.shopusps.org/>

Contact Cdr Jane Moore at [jane.moore@suddenlink.net](mailto:jane.moore@suddenlink.net) or 252-637-5547

**Boat US offers a 50% discount to USPS members. Our Boat US group number is GA80679P and must be used to claim your \$12.50 discount.**

**Please patronize our advertisers, and be sure to tell them you are from CLSPS and that you saw their ad in The Outlook.**

### **NEW ADDRESS:**

Please notify Lloyd Moore (637-5547) [Lloyd.moore@suddenlink.net](mailto:Lloyd.moore@suddenlink.net) if you have any changes to the information we have on file such as boat information, e-mail or mailing address, birthdays, telephone number etc.

Please provide information to the **Editor by the 20th of the month by e-mail** for the next newsletter. Late items will appear in the next issue of the Outlook. Marty Warner—  
[rwarnr4@ec.rr.com](mailto:rwarnr4@ec.rr.com)



**Outlook Editor. Lt Marty Warner**  
Photos in this issue are by the editor unless noted otherwise

### **Squadron Vessel Safety Program:**

**Chairman:** Owen Smith, AP  
252-444-5420

### **Vessel Examiners:**

Jim Dugan -- 252-637-5314  
Dick Ewan -- 252-635-9933  
John Kwak — 845-532-7394  
Lloyd Moore -- 252-637-5547  
Owen Smith -- 252-444-5420  
Rob Thompson -- 252-638-2565



**AMERICA'S BOATING CLUB®**  
New Bern

Articles in the Cape Lookout Outlook reflect the opinions of the authors. USPS is not responsible for editorial content. Readers' comments, suggestions, and contributions are welcome. Please contact any of the bridge officers.